

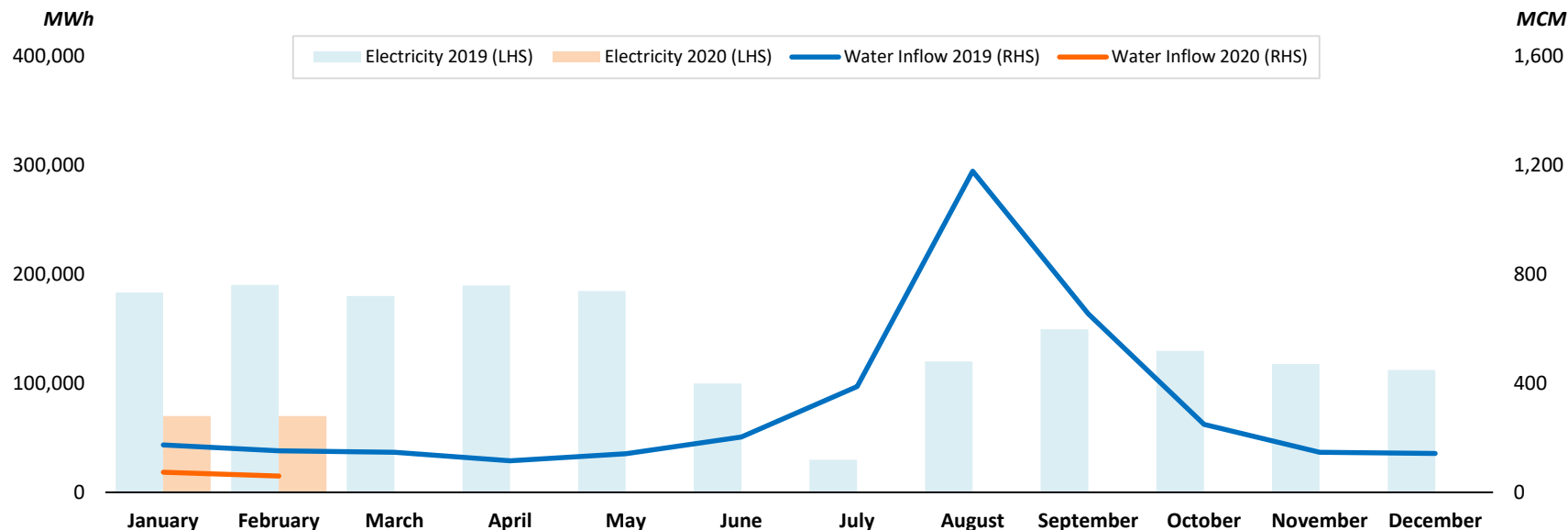


**CKPower**  
ENDLESS ENERGY

# Operating Statistics

*February 2020*

# Nam Ngum 2 Hydroelectric Power Plant (NN2HPP)



## 2019

	January	February	March	April	May	June	July	August	September	October	November	December	2M2019	TOTAL
PE (MWh)	179,414	190,000	180,000	189,473	184,336	99,670	29,793	120,000	149,475	125,404	114,797	112,163	369,414	1,674,526
SE (MWh)	-	-	-	-	-	-	-	-	-	4,172	-	-	-	4,172
EE (MWh)	-	-	-	-	-	-	-	-	-	-	-	-	-	-
TE (MWh)	3,637	-	-	-	-	-	-	-	-	-	2,577	-	3,637	6,214
TOTAL (MWh)	183,051	190,000	180,000	189,473	184,336	99,670	29,793	120,000	149,475	129,576	117,375	112,163	373,051	1,684,912
Water Inflow (MCM)	174	152	147	116	141	203	388	1,177	654	249	147	142	326	3,689

## 2020

	January	February	2M2020	TOTAL
PE (MWh)	70,000	70,000	140,000	140,000
SE (MWh)	-	-	-	-
EE (MWh)	-	-	-	-
TE (MWh)	-	-	-	-
TOTAL (MWh)	70,000	70,000	140,000	140,000
Water Inflow (MCM)	74	60	134	134

### PE Account 2020

Beginning	-
Added (+)	-
Used (-)	-
Ending	-

### SE Account 2020

Beginning	-
Added (+)	-
Used (-)	-
Ending	-

Remark: LHS = Left-Hand Side; RHS = Right-Hand Side

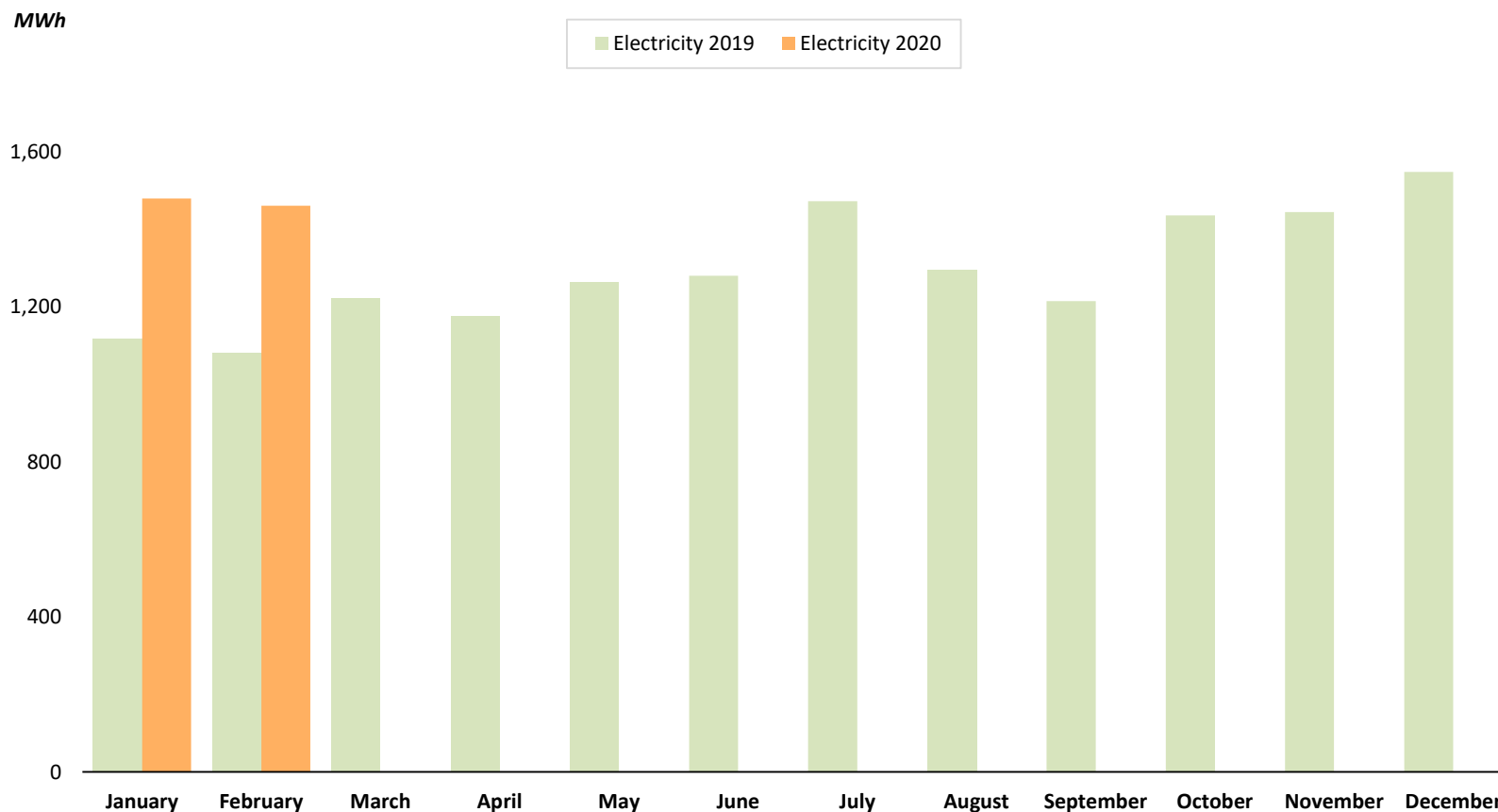
# Bangpa-in Cogeneration Power Plant (BIC)



2019													2M2019	TOTAL
Electricity (MWh)	133,820	118,472	138,700	130,602	135,338	108,677	137,108	137,056	134,658	137,580	129,370	119,450	252,292	1,560,830
Steam (Tons)	7,594	6,767	7,876	6,635	7,559	7,717	7,311	7,318	7,466	7,318	7,518	6,407	14,361	87,486
2020													2M2020	TOTAL
Electricity (MWh)	106,732	122,640											229,372	229,372
Steam (Tons)	8,112	7,054											15,166	15,166

Remark: LHS = Left-Hand Side; RHS = Right-Hand Side

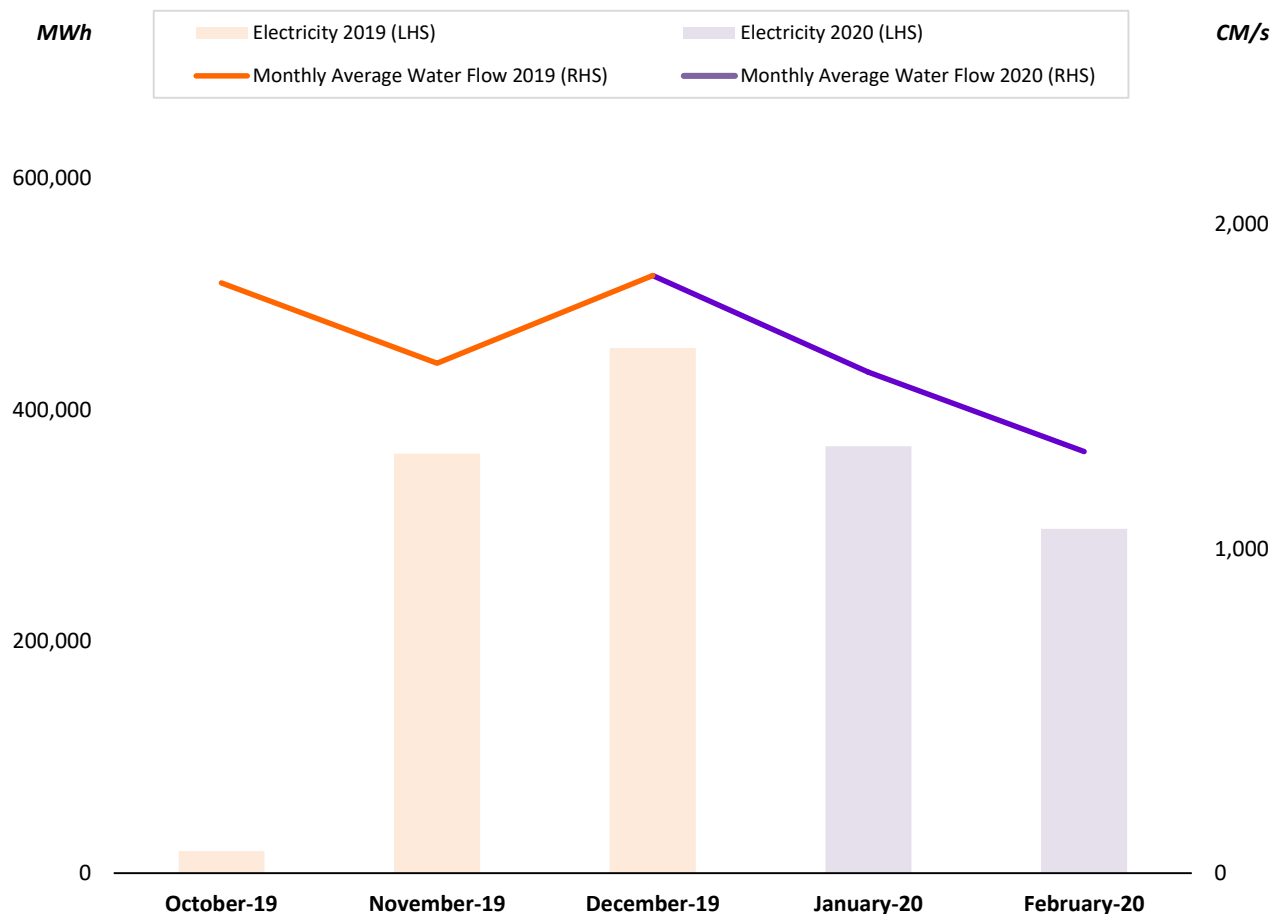
# Bangkhenchai Solar Power Plant (BKC)



2019													2M2019	TOTAL
Electricity (MWh)	1,117	1,083	1,222	1,176	1,263	1,280	1,472	1,295	1,215	1,436	1,444	1,548	2,200	15,549
2020													2M2020	TOTAL
Electricity (MWh)	1,479	1,460											2,490	2,490

Remark: Included electricity production from new solar rooftop power plants under BKC.

# Xayaburi Hydroelectric Power Plant (XHPP)



						TOTAL 2019	TOTAL 2020
Electricity (MWh)	19,147	362,294	453,222	368,411	297,310	834,662	665,721
Monthly Avg Water Flow (CM/s)	1,820	1,572	1,842	1,545	1,300	1,745	1,423

Remark: XHPP COD on 29 October 2019; LHS = Left-Hand Side; RHS = Right-Hand Side