Operating Statistics

CK Power Public Company Limited

December 2017

CK Power's Shareholding Structure

CK Power Public Company Limited (CKP)

Hydro – 1,900 MW

- 56% → SouthEast Asia Energy Company Limited (SEAN)
  - 75% → Nam Ngum 2 Power Company Limited (NN2) — 615 MW*
- 30% → Xayaburi Power Company Limited (XPCL) — 1,285 MW*

Cogeneration – 238 MW

- 65% → Bangpa-in Cogeneration Company Limited (BIC)
  - Bangpa-in Cogeneration Phase 1 (BIC1) — 118 MW*
  - Bangpa-in Cogeneration Phase 2 (BIC2) — 120 MW*
  - 238 MW*

Solar – 22 MW

- 100% → Bangkhenchai Company Limited (BKC) — 8 MW*
- 30% → Chiangrai Solar Company Limited (CRS) — 8 MW*
- 30% → Nakorn Ratchasima Solar Company Limited (NRS) — 6 MW*

** Total installed capacity*

Nam Ngum 2 Hydroelectric Power Project (NN2HPP)

Operating Statistics

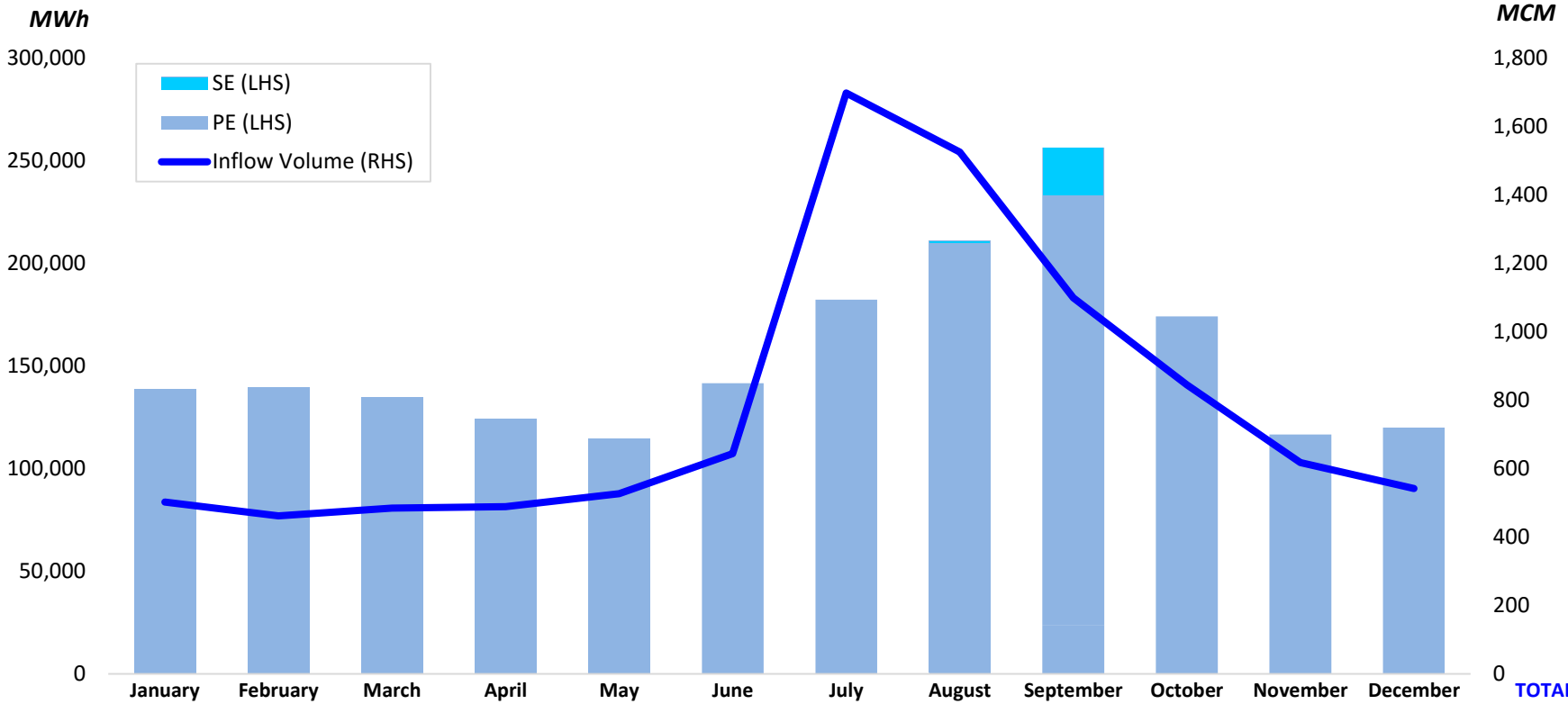

2017	January	February	March	April	May	June	July	August	September	October	November	December	TOTAL
PE (LHS)	138,807	139,702	134,721	124,478	114,513	141,590	182,184	210,000	232,414	174,085	116,580	120,000	1,829,073
SE (LHS)	-	-	-	-	-	-	-	696	23,868	-	-	-	24,564
Total	138,807	139,702	134,721	124,478	114,513	141,590	182,184	210,696	256,281	174,085	116,580	120,000	1,853,637
Inflow Volume (RHS)	131	93	123	132	176	298	1,341	1,162	736	482	254	178	5,104
Reservoir Level (masl)	371	369	362	356	351	345	356	363	363	363	363	364	

PE Account 2017	
Beginning	-
Added (+)	-
Used (-)	-
Ending	-

SE Account 2017	
Beginning	-
Added (+)	-
Used (-)	-
Ending	-

** LHS = Left-Hand Side; RHS = Right-Hand Side*

Bangpa-in Cogeneration Power Project (BIC)

Operating Statistics

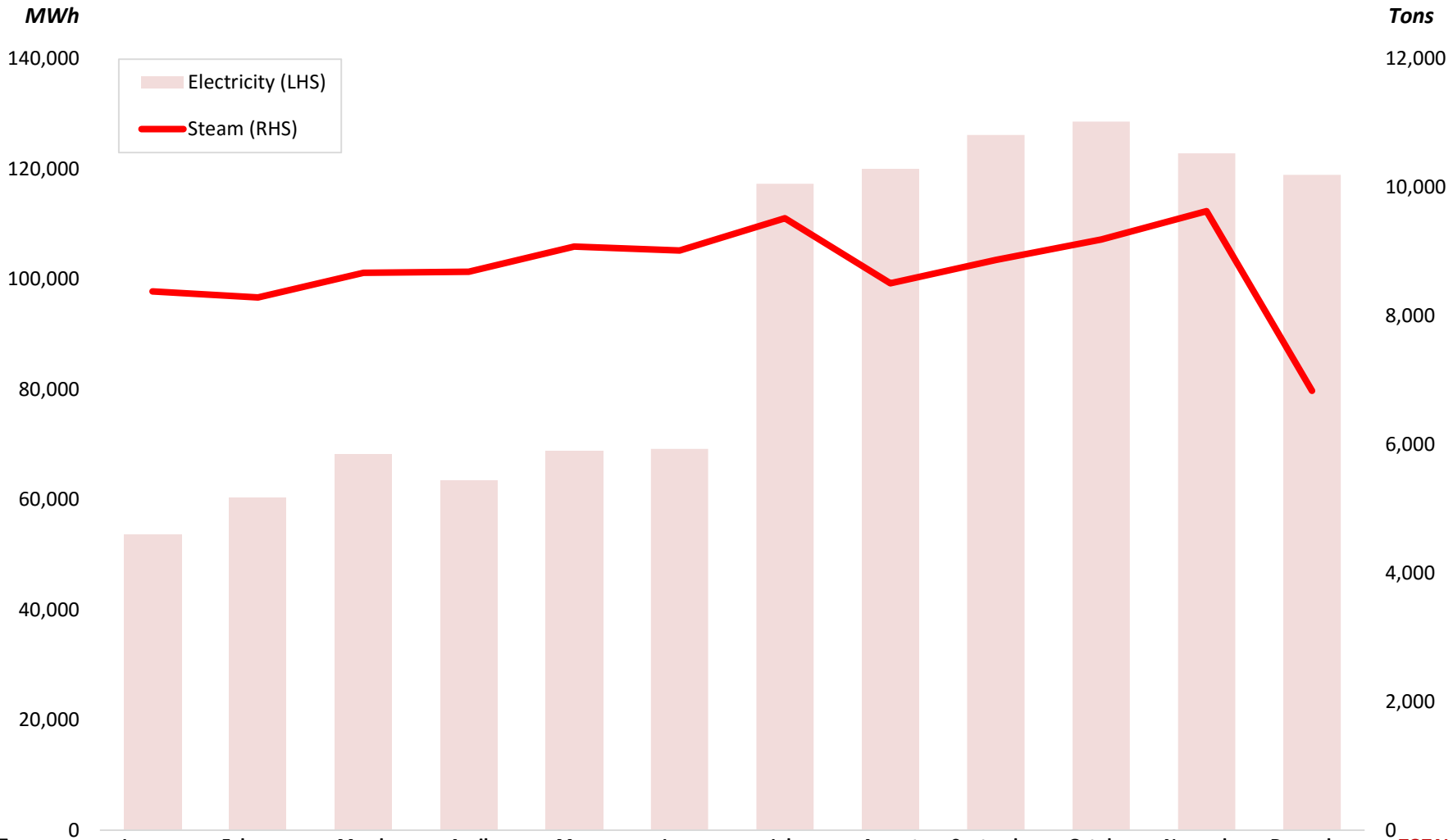

2017	January	February	March	April	May	June	July	August	September	October	November	December	TOTAL
Electricity (LHS)	53,639	60,287	68,223	63,480	68,830	69,162	117,292	119,906	126,118	128,561	122,805	118,889	1,117,192
Steam (RHS)	8,379	8,286	8,669	8,683	9,075	9,014	9,516	8,505	8,869	9,185	9,629	6,835	104,645

** LHS = Left-Hand Side; RHS = Right-Hand Side*

Bangkhenchai (BKC)

Operating Statistics

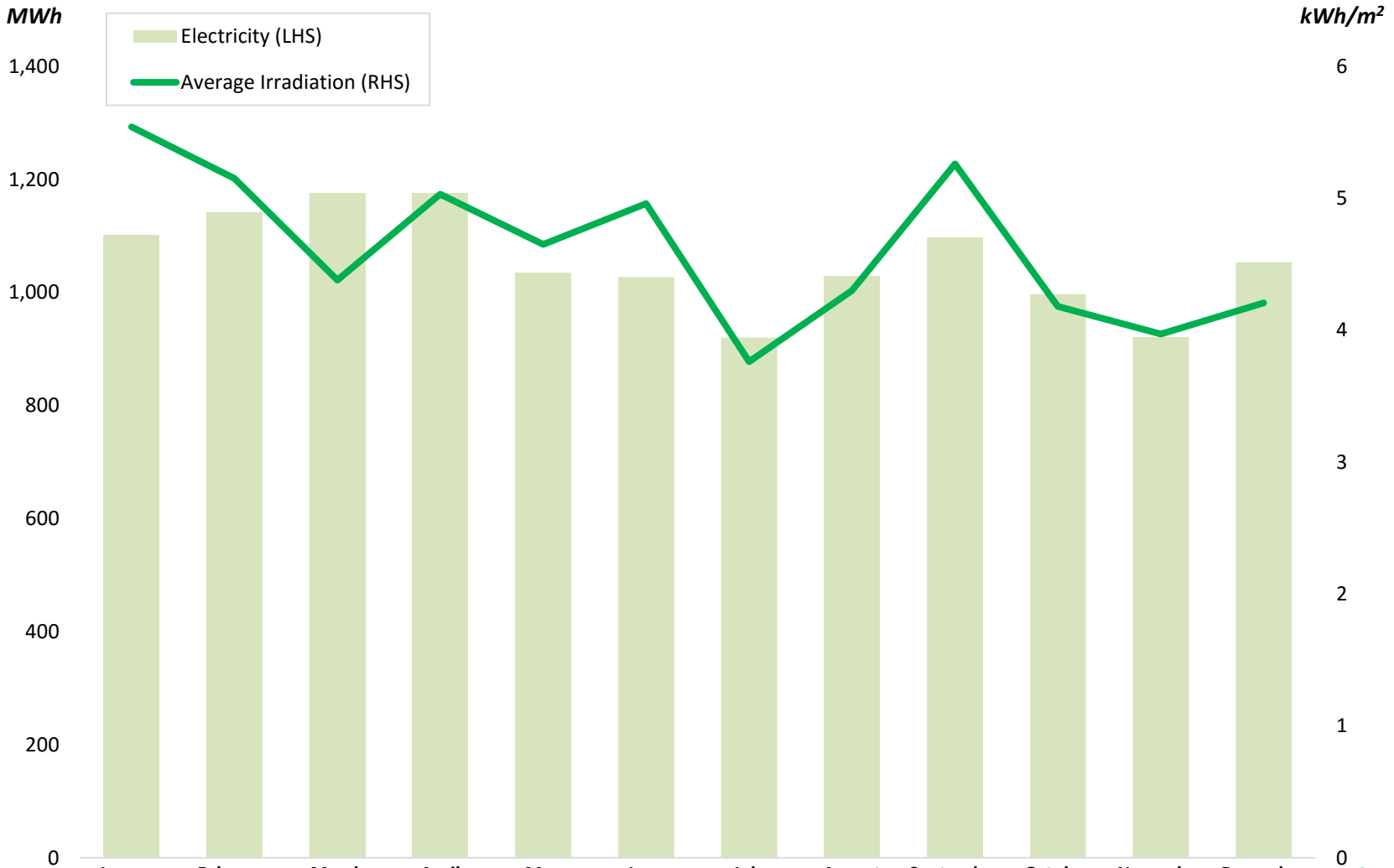

2017	January	February	March	April	May	June	July	August	September	October	November	December	TOTAL
Electricity (LHS)	1,101	1,142	1,176	1,175	1,034	1,027	920	1,029	1,098	997	921	1,053	12,672
Average Irradiation (RHS)	5.54	5.15	4.38	5.03	4.65	4.96	3.76	4.30	5.26	4.18	3.97	4.21	4.62

** LHS = Left-Hand Side; RHS = Right-Hand Side*